















STEPS IN FILING FOR OHDC

-  **1**  Access www.touristboracay.com and choose Boracay in the *Where To* page and then fill out required fields.
-  **2**  Click "Attach Documents" button for every individual documentary requirements. Wait until all files are uploaded.
**Ensure you have uploaded complete, correct, clear and authentic documents to prevent invalidation*
-  **3**  Enter Captcha, then click submit. If unable to submit, please ensure that all required fields are filled up and attachments are successfully uploaded.
-  **4**  A confirmation page will display your REFERENCE CODE, your QR CODE and Download link. Please take a SCREENSHOT, PRINT or SAVE the Confirmation Page.
-  **5**  Once confirmed, take a SCREENSHOT, PRINT or SAVE a copy of your OHDC.

FOR ANY ISSUES IN YOUR OHDC QR CODE, YOU MAY DO THE FOLLOWING:

- 
-  Use your reference code to check the status of the validation of your QR Code in <https://www.touristboracay.com>.
 -  Send an email to: travelinfo@aklan.gov.ph or touristboracay@gmail.com.
 -  Contact the Travel Info Aklan Assistance Center:
09398780715 09755809013 09958500585